



SOUTHLAND

BY PRONAUBEC

Style that sets you apart

Made in CANADA



2 Carefully designed pontoons



SOUTHLAND

2686 D

Champagne Edition 3



(Optional front oval table)



Sundeck



Luxury Corian sink cover
(With optional hand rail)



Top-of-the-line fiberglass helm console



Teak floor & table



Storage under sundeck



Sink, faucet, glove compartment & storage door,
cooler included
(With optional telescopic light and hand rail)



Champagne 2686 D

See photo montage on pages 18 & 19 showing various features and options. Some features shown may not be available on all models. You can find the complete list of standard and optional equipment on pages 22 & 23.



2686 D

CHAMPAGNE EDITION (3 TOONS)

CHAMPAGNE EDITION (2 TOONS)

| | CHAMPAGNE EDITION (3 TOONS) | | | CHAMPAGNE EDITION (2 TOONS) | | |
|--|------------------------------|-------------------------------|------------------------------|------------------------------|-------------------------------|------------------------------|
| | 2686 | 2486 | 2286 | 2686 | 2486 | 2286 |
| Measurements: length x width | 26' x 8'-6" / 7,9 m x 2,59 m | 24' x 8'-6" / 7,31 m x 2,59 m | 22' x 8'-6" / 6,7 m x 2,59 m | 26' x 8'-6" / 7,9 m x 2,59 m | 24' x 8'-6" / 7,31 m x 2,59 m | 22' x 8'-6" / 6,7 m x 2,59 m |
| Approximate weight | 2 720 lb / 1 227 kg | 2 500 lb / 1 066 kg | 2 300 lb / 1 043 kg | 2 495 lb / 1 132 kg | 2 175 lb / 987 kg | 2 050 lb / 929 kg |
| Tubes: (2 or 3) Diameter | (3) – 25" / 635 mm | (3) – 25" / 635 mm | (3) – 25" / 635 mm | (2) – 25" / 635 mm | (2) – 25" / 635 mm | (2) – 25" / 635 mm |
| Maximum capacity: weight - passengers | 3 570 lb / 1 620 kg – 16 | 3 360 lb / 1 524 kg – 15 | 2 980 lb / 1 352 kg – 14 | 3 030 lb / 1 370 kg – 16 | 2 800 lb / 1 270 kg – 15 | 2 530 lb / 1 146 kg – 13 |
| Maximum H.P. capacity | 250 H.P. / 186 kW | 230 H.P. / 172 kW | 185 H.P. / 149 kW | 150 H.P. / 112 kW | 150 H.P. / 112 kW | 115 H.P. / 85 kW |



6

l m p e c c a b l e f i n i s h



2486 D

X-Stream RA 7



(Removable front seat optional)
(Optional pleated faux leather)



(Optional baked laminate table)

X-Stream RA 2486 D

New chaise lounge



Anodized fixed & folding ladder with platform
(Optional on the X-Stream model)



(Optional pleated faux leather)



X-Stream RA console with dash panel



X-Stream RA acrylic console (with built-in cooler), sink,
glove compartment and door



Storage net on the chaise lounge

See photo montage on pages 18 & 19 showing various features and options. Some features shown may not be available on all models. You can find the complete list of standard and optional equipment on pages 22 & 23.



2486 D

X-STREAM (3 TOONS)

X-STREAM (2 TOONS)

| | 2686 | 2486 | 2286 | 2686 | 2486 | 2286 |
|---------------------------------------|------------------------------|-------------------------------|------------------------------|------------------------------|-------------------------------|------------------------------|
| Measurements: length x width | 26' x 8'-6" / 7,9 m x 2,59 m | 24' x 8'-6" / 7,31 m x 2,59 m | 22' x 8'-6" / 6,7 m x 2,59 m | 26' x 8'-6" / 7,9 m x 2,59 m | 24' x 8'-6" / 7,31 m x 2,59 m | 22' x 8'-6" / 6,7 m x 2,59 m |
| Approximate weight | 2 720 lb / 1 224 kg | 2 500 lb / 1 066 kg | 2 300 lb / 1 043 kg | 2 495 lb / 1 132 kg | 2 175 lb / 987 kg | 2 050 lb / 929 kg |
| Tubes: (2 or 3) Diameter | (3) - 25" / 635 mm | (3) - 25" / 635 mm | (3) - 25" / 635 mm | (2) - 25" / 635 mm | (2) - 25" / 635 mm | (2) - 25" / 635 mm |
| Maximum capacity: weight - passengers | 3 570 lb / 1 620 kg - 20 | 3 360 lb / 1 524 kg - 15 | 2 980 lb / 1 352 kg - 13 | 3 030 lb / 1 370 kg - 16 | 2 800 lb / 1 270 kg - 15 | 2 530 lb / 1 146 kg - 13 |
| Maximum H.P. capacity | 250 H.P. / 186 kW | 230 H.P. / 172 kW | 185 H.P. / 135 kW | 150 H.P. / 93 kW | 150 H.P. / 112 kW | 125 H.P. / 93 kW |

- 1. Couch/Removable bed
- 2. Half cones/Deck



1



2

Shore lights with remote control



Luxuria RA & Luxuria console with dash panel



Luxuria RA & Luxuria console with service area



Luxuria RA 2486 C



Luxuria 2086 D

See photo montage on pages 18 & 19 showing various features and options. Some features shown may not be available on all models. You can find the complete list of standard and optional equipment on pages 22 & 23.



LUXURIA RA (24'-22') / LUXURIA (22') (3 TOONS)

2486

2286

LUXURIA RA (24'-22') / LUXURIA (22'-20'-18') (2 TOONS)

2486

2286

2086

1886

| | 2486 | 2286 | 2486 | 2286 | 2086 | 1886 |
|---------------------------------------|--------------------------------------|-------------------------------------|--------------------------------------|-------------------------------------|--------------------------------------|--------------------------------------|
| Measurements: length x width | 24' x 8'-6" / 7,31 m x 2,59 m | 22' x 8'-6" / 6,7 m x 2,59 m | 24' x 8'-6" / 7,31 m x 2,59 m | 22' x 8'-6" / 6,7 m x 2,59 m | 20' x 8'-6" / 6,09 m x 2,59 m | 18' x 8'-6" / 5,48 m x 2,59 m |
| Approximate weight | 2 500 lb / 1 066 kg | 2 300 lb / 1 043 kg | 2 175 lb / 987 kg | 2 050 lb / 929 kg | 1 730 lb / 785 kg | 1 650 lb / 748 kg |
| Tubes: (2 or 3) Diameter | (3) – 25" / 635 mm | (3) – 25" / 635 mm | (2) – 25" / 635 mm | (2) – 25" / 635 mm | (2) – 25" / 635 mm | (2) – 24" / 610 mm |
| Maximum capacity: weight - passengers | 3 360 lb / 1 524 kg – 15 | 2 980 lb / 1 352 kg – 14 | 2 800 lb / 1 270 kg – 15 | 2 530 lb / 1 146 kg – 13 | 2 350 lb / 1 066 kg – 12 | 1 900 lb / 862 kg – 10 |
| Maximum H.P. capacity | 230 H.P. / 172 kW | 200 H.P. / 149 kW | 150 H.P. / 112 kW | 125 H.P. / 93 kW | 100 H.P. / 67 kW | 75 H.P. / 56 kW |



Dressing room



Portable Bimini Top and fishing seat



BBQ




Fishing DLX 2080 F

| | FISHING DLX (3 TOONS) | | FISHING DLX (2 TOONS) | |
|--|-------------------------------|-------------------------------|-------------------------------|-------------------------------|
| | 2486 | 2486 | 2080 | 2080 |
| Measurements: length x width | 24' x 8'-6" / 7,31 m x 2,59 m | 24' x 8'-6" / 7,31 m x 2,59 m | 20' x 8'-0" / 6,09 m x 2,44 m | 20' x 8'-0" / 6,09 m x 2,44 m |
| Approximate weight | 2 500 lb / 1 066 kg | 2 090 lb / 948 kg | 1 500 lb / 680 kg | 1 500 lb / 680 kg |
| Tubes: (2 or 3) Diameter | (3) – 25" / 635 mm | (2) – 25" / 635 mm | (2) – 25" / 635 mm | (2) – 25" / 635 mm |
| Maximum capacity: weight - passengers | 3 360 lb / 1 524 kg – 15 | 3 000 lb / 1 361 kg – 14 | 2 465 lb / 1 118 kg – 13 | 2 465 lb / 1 118 kg – 13 |
| Maximum H.P. capacity | 230 H.P. / 172 kW | 100 H.P. / 74 kW | 90 H.P. / 67 kW | 90 H.P. / 67 kW |

See photo montage on pages 18 & 19 showing various features and options. Some features shown may not be available on all models. You can find the complete list of standard and optional equipment on pages 22 & 23.



Horizon 1880 B



Fly SE 1680



Portable Bimini Top installed on folding seat



Horizon & Fishing STD console with service area



Underseat storage tray

HORIZON (2 TOONS)

FLY SE ET FLY (2 TOONS)

| | HORIZON (2 TOONS) | | FLY SE ET FLY (2 TOONS) | | | |
|--|-------------------------------|-------------------------------|-------------------------------|-------------------------------|-------------------------------|-------------------------------|
| | 2080 | 1880 | 2080 (2) | 1880 | 1680 | 1660 |
| Measurements: length x width | 20' x 8'-0" / 6,09 m x 2,44 m | 18' x 8'-0" / 5,48 m x 2,44 m | 20' x 8'-0" / 6,09 m x 2,44 m | 18' x 8'-0" / 5,48 m x 2,44 m | 16' x 8'-0" / 4,88 m x 2,44 m | 16' x 6'-0" / 4,88 m x 1,83 m |
| Approximate weight | 1 400 lb / 635 kg | 1 200 lb / 544 kg | 950 lb / 431 kg | 850 lb / 386 kg | 750 lb / 340 kg | 690 lb / 313 kg |
| Tubes: (2 or 3) Diameter | (2) - 24" / 610 mm | (2) - 24" / 610 mm | (2) - 24" / 610 mm | (2) - 21" / 533 mm | (2) - 21" / 533 mm | (2) - 21" / 533 mm |
| Maximum capacity: weight - passengers | 2 165 lb / 982 kg - 11 | 2 050 lb / 929 kg - 10 | 2 495 lb / 1 131 kg - 13 | 1 850 lb / 839 kg - 9 | 1 633 lb / 740 kg - 8 | 1 633 lb / 740 kg - 8 |
| Maximum H.P. capacity | 90 H.P. / 67 kW | 80 H.P. / 59 kW | 75 H.P. / 56 kW | 60 H.P. / 45 kW | 25 H.P. / 19 kW | 25 H.P. / 19 kW |



TOPS

Our tops are made of « Top Gun » canvas and carry a 5-year warranty against excessive fading. Our full camper tops cover the entire deck, including the foredeck, thus preventing water infiltration under the door.



ROTOCAST BASES

Furniture bases are made of roto-cast plastic.

SEAT COVERING

By improving furniture covering to be softer and cozier, we have reached a new level of comfort.



GATES

The gates are anodised and mounted on 1 1/4" (33 mm) tubes. The snaps, to fasten the top, are pre-installed on the gates. An adhesive strip between the gate and the fasteners reduces unpleasant noises caused by vibration. On our luxury models, some sections of the gates are lined with a foam product, thus considerably increasing rigidity. Finger savers come standard on all models.



NAVIGATION LIGHTS AND CORNERS

On upscale models, corners are made of moulded aluminium, coated with baked-on paint. The cleats are built-in.



ABYC WIRING

Terminals and connectors are waterproof. We meet ABYC (American Boat and Yacht Council) standards, the highest in the marine industry.

LADDER

The rear ladder folds and is both stylish and comfortable. Made of anodised aluminium, its steps are slip-proof.



NOSE CONES

On Champagne and X-Stream RA models, nose cones have splash guards that improve looks and sturdiness.

RADIOS/CD UNITS

SOUTHLAND installs only the best: marine grade CLARION radio or radio/cd units. (MP3 player also available)



Fiberglass helm

You are in total command with the Champagne model's fiberglass helm. At no additional cost, enjoy ergonomics and esthetics at their best. So much control in such little space is truly fantastic!

SINK

The acrylic sink comes with a high-quality stainless steel drain and integrated stopper.

SINK COVER

Made of Corian, it can be used as a sandwich board.

FAUCET

Comes with an electric pump.

GLOVE COMPARTMENT

The acrylic glove compartment is surely the biggest on the market.

DOOR

Made of acrylic and designed to match the glove compartment. Its long-lasting and impeccable finish is also maintenance friendly.

COOLER

Comes standard on the Champagne and X-Stream RA models. It has storage capacity of 2.3 cubic feet, a laminate door and a stainless steel handle.

TINTED WINDSHIELD


Secured with quick release fasteners.

SILVER GAUGES

Red lighting.

CONTROL KNOBS

Lit, easy to find and have attractive retro styling.




STAINLESS STEEL EYEBOLT

This U-shaped eyebolt is fastened to four Z-shaped crossmembers, under the deck.




For more details on the quality of our products and know how, please go to our website www.southlandboat.com. You will also find the testimonies of very satisfied SOUTHLAND customers

See photo montage on pages 18 & 19 showing various features and options. Some features shown may not be available on all models. You can find the complete list of standard and optional equipment on pages 22 & 23.



TOPS
 The tops are attached to the railing thanks to quick release fasteners. Furthermore, rear mast lighting is built into the top's tubing. On the following models: Champagne, X-Stream RA, Luxuria RA / Luxuria et Fishing DLX, the bimini top is 7 feet high (2.1 m), thus offering more than enough clearance for taller passengers. Very much appreciated is the depth of the rear bimini, that covers 9 feet (2.6 m) of floor space.



STORAGE
 Sundeck storage on our Champagne model is fantastic. Never has a pontoon offered this much. As for our X-Stream RA model, you are in for a surprise with the chaise lounges. You will appreciate their remarkable storage capacity.



SUNDECK
 The sundeck on the Champagne is so wide, you can make it into a very comfortable extra-large bed; and that, without having to handle or add cushions. 66" by 69" (1.6 x 1.7 m).



DRESSING ROOM
 The dressing room, which is 22" (552 mm) wide by 29" (711 mm) deep, offers plenty of room.



MOTOR MOUNT
 We build the sturdiest motor mount on the market. In order to support more powerful engines, its all-aluminium body is bolted to 4 (or 5) Z-shaped crossmembers. Extensive testing has convinced SOUTHLAND that extending the motor mount beyond the tubes is better. Clients have confirmed that this method ensures perfect stability.



ELECTRIC MOTOR
 All our pontoon boats can be equipped with an electric motor.



DECK
 The deck is made of 3/4" (19 mm) douglas, 7-ply, pressure treated (.40 CCA), marine grade plywood. The deck has a lifetime warranty against rotting, and, since it is screwed to the crossmembers every 8" (203 mm), SOUTHLAND extends this warranty to also cover warping.

CARPET
 Marine grade carpet quality is 28 oz (840 g) on Champagne, X-Stream RA, Luxuria RA and Luxuria models. On other models, it is 20 oz (600 g).



TUBES
 Since we at SOUTHLAND take your safety seriously, our tubes consist of 4 to 6 separate airtight chambers, each measuring maximum 5 feet (1.524 m). Each chamber is sealed with a rigid wall. SOUTHLAND tubes are 25" (635mm) in diameter on our luxury models. The marine grade aluminium (5052-H36 or 5052-H32) is .081" (2.05 mm) thick.



A third tube definitely improves the performance of a pontoon boat. This option permits the installation of a hydraulic steering system and the tube performance kit. Let's look at these performance details more closely

Better performance

Because a pontoon equipped with the third tube floats higher, it glides above the waves instead of crossing them, eliminating friction. This also allows to increase swiftness while not requiring more horsepower than that of a pontoon boat equipped with 2 tubes.

Better manoeuvrability

A three-tube pontoon, equipped with the hydraulic steering system, is much easier to manoeuvre when turning and docking. Furthermore, our extensive testing has proved that the centre tube of greater diameter than the lateral tubes – exclusive to SOUTHLAND – significantly improves performance by allowing for tighter turns.

Better stability

The optional 34-gallon fuel tank built into the central 3rd tube increases the balance and cruising range of the pontoon. This eliminates the need for the tank under the sundeck, making room for even more storage.

Smoother ride

A third tube improves pontoon stability. Since the third tube increases contact with water at the center of the craft, the waves' pitch and surge effect is practically eliminated.

Fuel economy

Not only does the third tube improve performance, but better fuel economy is also achieved since less friction equals less work for the engine. In addition, the underside of the three-tube pontoon boat is entirely covered with aluminium, thus hiding the crossmembers. This eliminates another significant source of friction, further promoting fuel economy.

More capacity

A pontoon boat equipped with three toons greatly increases the load and power capacities.



Central teak floor path
(full teak floor also available)



Mahogany hand-railings on doors



Rond teak table

TEAK AND MAHOGANY

SOUTHLAND, a leader manufacturer in Canada, earned recognition for its original products at the Toronto International Boat Show. SOUTHLAND now offers teak and mahogany on its pontoons, a first in the industry. SOUTHLAND furnishings made of teak or mahogany include tables, handrails, footboards and the deck.

Signature SOUTHLAND

The designers at SOUTHLAND are always looking for something new to make their product stand out from the rest and further elevate Signature SOUTHLAND. This time, they have chosen to start offering teak and mahogany on their pontoons. We are talking about authentic wood fibre, not a cheap imitation of.

For this reason, they called on the co-operation and expertise of a company which, for the last 10 years, has specialized in manufacturing and installing furniture and decks made of teak and mahogany, including for the boating industry.

TOP-OF-THE-LINE

Through the years, the pontoon industry has continuously added equipment and refined its products. Pontoons now offer a level of comfort and luxury matched only by their convenience. The time had come to design these crafts with materials that increase their value significantly. Teak and mahogany are luxurious and attractive. They are also easy to recycle. In addition to being dignified and welcoming, they age beautifully and are easy to maintain. Finally, teak and mahogany are very comfortable. Walking on a teak deck, and feeling its warmth is practically therapeutic.

LONGEVITY

Longevity is a good indicator of the quality of a product. Tables and decks made of teak or mahogany offered by SOUTHLAND have almost unlimited longevity. The rubber fasteners holding each slat making up the deck are heat and water resistant. Developing this fastening material required years of research to make sure temperature fluctuations and water contact would alter neither its properties nor its appearance.

SOUTHLAND is proud to have contributed this advancement in water sports and opened possibilities for even more development.

Mahogany executive table,
54" x 22" (137 cm x 56 cm)

Teak step and half-cone set



Mahogany rectangular table

Mahogany sink cover



SOUTHLAND
BY PRONAUBEC



1. Dressing room
2. Removable dressing room



Half cones/deck



Acrylic kidney table



Acrylic oval table



Oval baked laminate table



Carpet with snap fasteners on vinyl

Also available: Aluminium 12W FLUORO BAR lighting system, with tube and snap-on clamp.

Minimum space required for installation is 3/4" (20 mm), 2" clearance. FLUORO BAR is 17.5" long (44.5 cm)



Available only with 110 V shore power inlet



Propane BBQ grill with rail (1 1/4") mounting bracket



Underseat storage tray



Available on 3-tube pontoon only

In-floor storage compartment
1. Aluminium 2. PVC.



Chemical toilet with pump-out



Radio/CD CLARION 200 watts (MP3 player also available)



GPS



110 V shore power inlet



Depth sounder



Search light



Removable drink holders



Tow bar for water sports



Side keel

Couch/removable bed

Telescopic light, optional on Champagne & X-Stream RA console



2.4-cu.-ft. cooler with laminated door (standard on Champagne & X-Stream)



12 V refrigerator with stainless steel door (1.8-cu.-ft. capacity on Champagne and 1.7 on X-Stream)



1. Anodized fixed & folding ladder/w platform (standard on Champagne model)
2. Removable ladder



Anodized fixed & folding ladder/w platform



SOUTHLAND Full camper top

CUSTOMIZED TOPS



Captain's chair with bolster



Day cabin



Bimini top



Mooring cover



Deluxe ultra-comfort reclining chair with swivel & sliding armrests (standard on Champagne)




Shore light with 14 LED lights and remote control



Privacy kit with separator curtain (available tinted windows)



Full top without windows (Shed)



Ornamental pillows




Multifunction mahogany cabinet




Interior ambient LED floor lighting with 14 LED lights at floor level



Carryall



Top snapper



Bottle rack



Sunshades (96" (2.44 m) diameter)



Pontoon maintenance kit

FISHING




Electric-fill aerated livewell integrated in couch



Integrated fishing gear compartment
1. Small 2. Large



Sunshade and fishing seat



1. Rod storage compartment
2. Rod holder

CHAMPAGNE EDITION



Blue



Burgundy



Moka



Green

X-STREAM RA



Blue



Burgundy



Moka



Green

LUXURIA RA / LUXURIA FISHING DLX



Blue



Burgundy



Moka



Green

HORIZON / FLY / FLY SE



Blue



Burgundy



Moka



Green



SOUTHLAND's full camper tops cover the pontoon's entire deck. That is, the canvas fastens to the very front of the deck, allowing for maximum enjoyment.

TOPS



Blue



Burgundy



Moka

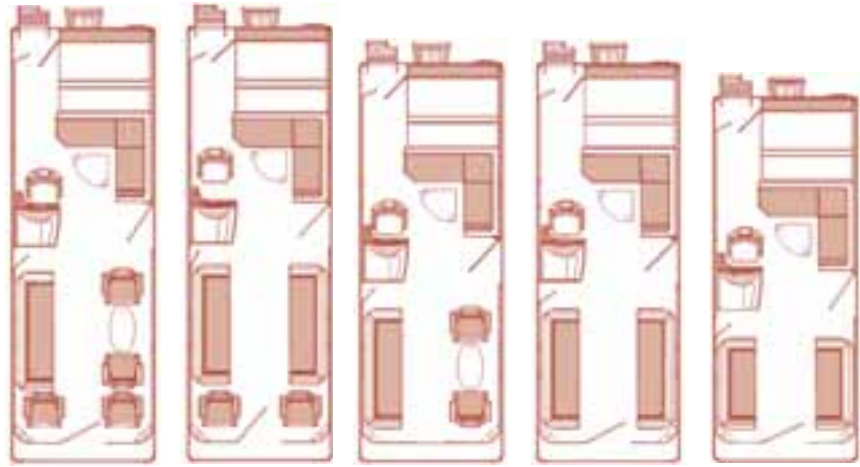


Green

See picture of chosen model for colour scheme. Actual colours may slightly differ from those shown here.

Champagne

feet
meters



2686-C
7,9-2,59-C

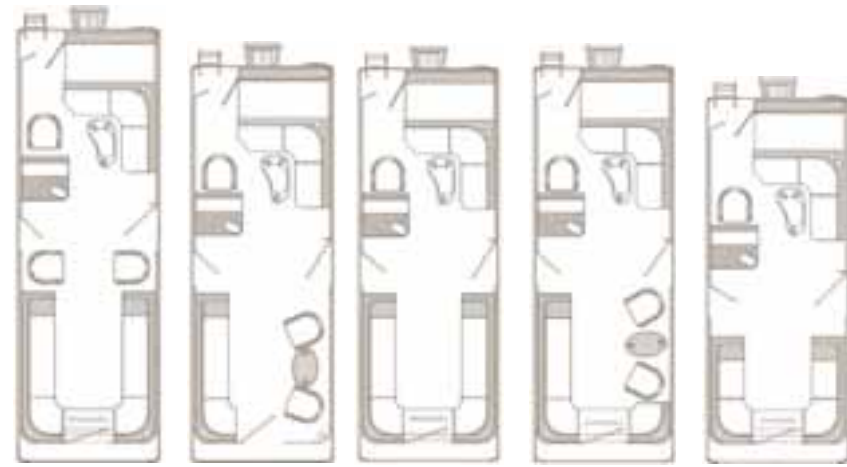
2686-D
7,9-2,59-D

2486-C
7,31-2,59-C

2486-D
7,31-2,59-D

2286-D
6,7-2,59-C

X-Stream RA



2686-D
7,9-2,59-D

2486-C
7,31-2,59-C

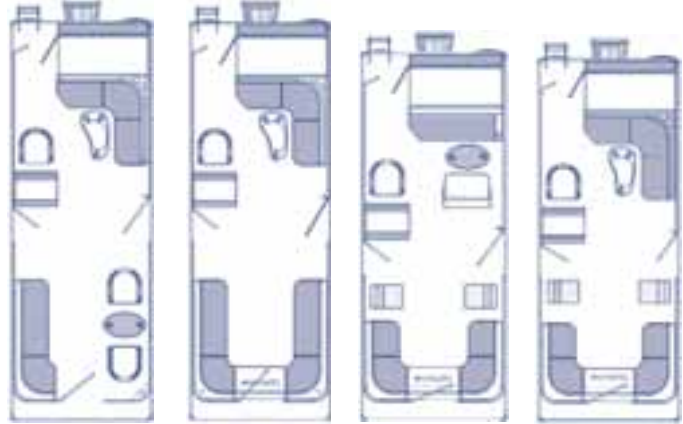
2486-D
7,31-2,59-D

2486-G
7,31-2,59-G

2286-D
6,7-2,59-D

Luxuria-RA

feet
meters



2486-C
7,31-2,59-C

2486-D
7,31-2,59-D

2286-B
6,7-2,59-B

2286-D
6,7-2,59-D

Luxuria



2286-B
6,7-2,59-B

2286-D
6,7-2,59-D

2086-B
6,09-2,59-B

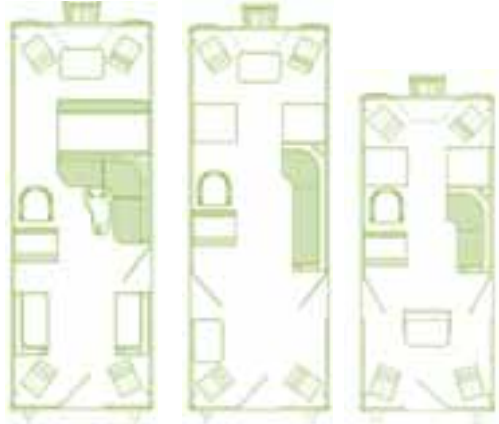
2086-D
6,09-2,59-D

1886-B
5,48-2,59-B

1886-D
5,48-2,59-D

Fishing DLX

feet
meters



2486-D DLX
7,31-2,59-D DLX

2486-F DLX
7,31-2,59-F DLX

2080-F DLX
6,48-2,44-F DLX

Horizon

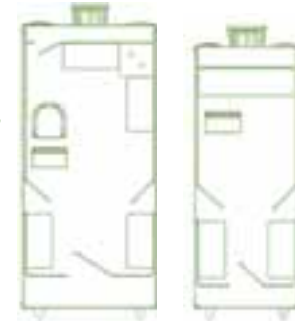


2080-B*
6,48-2,44-B

2080-D*
6,48-2,44-D

* Also available in 18' (5.49 m).

Fly



1880
5,48-2,44

1660
4,88-1,82

* Also available in 1680 (4.88 m - 2.44 m).

Fly SE



1880*
5,48-2,44

* Also available in 1660 and 2080 (4.88 m - 6.48 m).

Features & Options

| | | Champagne Edition | | | | | X-Stream RA | | | | | Luxuria RA | | | | Luxuria | | | | | |
|----------------|--|-------------------|---------|---------|---------|---------|-------------|---------|---------|---------|---------|------------|---------|---------|---------|---------|---------|---------|---------|---------|---------|
| | | 2686-C | 2686-D | 2486-C | 2486-D | 2286-D | 2686-D | 2486-C | 2486-D | 2486-G | 2286-D | 2486-C | 2486-D | 2286-B | 2286-D | 2286-B | 2286-D | 2086-C | 1886-B | 1886-C | 1886-D |
| STRUCTURE | Side keels/ half cones with deck / Marine vinyl / Raised railing | S1 | ● | ● | ● | ● | ● | ● | ● | ● | ● | ● | ● | ● | ● | ● | ● | ● | ● | ● | ● |
| | Extruded fiber marine carpet (28 or 20 oz / 840 g or 600 g) | S2 | 28 | 28 | 28 | 28 | 28 | 28 | 28 | 28 | 20 | 20 | 20 | 20 | 20 | 20 | 20 | 20 | 20 | 20 | 20 |
| | Extruded aluminium bumper (A= Anodized, S=Standard) | S3 | A | A | A | A | A | A | A | A | S | S | S | S | S | S | S | S | S | S | S |
| | Side doors port-starboard (width in inches) | S4 | 32 - 14 | 32 - 14 | 32 - 14 | 32 - 14 | 32 - 14 | 32 - 22 | 32 - 22 | 32 - 22 | 32 - 22 | 32 - 22 | 32 - 22 | 32 - 22 | 32 - 22 | 32 - 22 | 32 - 22 | 32 - 22 | 32 - 22 | 32 - 22 | 32 - 22 |
| | Rear door –front (width in inches) | S5 | 22 - 32 | 22 - 32 | 22 - 32 | 22 - 32 | 22 - 32 | 22 - 32 | 22 - 32 | 22 - 32 | 22 - 32 | 22 - 32 | 22 - 32 | 22 - 32 | 22 - 32 | 22 - 32 | 22 - 32 | 22 - 32 | 22 - 32 | 22 - 32 | 22 - 32 |
| | 3rd toon w under deck spray shield, integrated motor mount & hydraulic steering system / Performance kit | S6 | ● | ● | ● | ● | ● | ● | ● | ● | ● | ● | ● | ● | ● | ● | ● | - | - | - | - |
| CONSOLE | Fiberglass console, cooler, sink, electric faucet, Corian sink cover, tanks, glove compartment & waste | C1 | ▲ | ▲ | ▲ | ▲ | ▲ | ED | ED | ED | ED | - | - | - | - | - | - | - | - | - | |
| | X-Stream RA console, cooler, sink, electric faucet, water tanks, glove compartment and waste | C2 | - | - | - | - | - | ▲ | ▲ | ▲ | ▲ | - | - | - | - | - | - | - | - | - | |
| | Luxuria console, fiberglass dash panel, glove compartment, waste and storage. | C3 | - | - | - | - | - | - | - | - | ▲ | ▲ | ▲ | ▲ | ▲ | ▲ | ▲ | ▲ | ▲ | ▲ | |
| | Horizon console, glove compartment and storage | C4 | - | - | - | - | - | - | - | - | - | - | - | - | - | - | - | - | - | - | |
| | Standard console | C5 | - | - | - | - | - | - | - | - | - | - | - | - | - | - | - | - | - | - | |
| | 12 V refrigerator | C6 | ● | ● | ● | ● | ● | ● | ● | ● | - | - | - | - | - | - | - | - | - | - | |
| | Switches | C7 | ▲ | ▲ | ▲ | ▲ | ▲ | ▲ | ▲ | ▲ | ▲ | ▲ | ▲ | ▲ | ▲ | ▲ | ▲ | ▲ | ▲ | ▲ | |
| | Ajustable steering wheel | C8 | ▲ | ▲ | ▲ | ▲ | ▲ | ▲ | ▲ | ▲ | ▲ | ● | ● | ● | ● | ● | ● | ● | ● | ● | |
| | Electric horn / speedometer / tachometer / voltmeter / trim gauge | C9 | ▲ | ▲ | ▲ | ▲ | ▲ | ▲ | ▲ | ▲ | ▲ | ▲ | ▲ | ▲ | ▲ | ▲ | ▲ | ▲ | ▲ | ▲ | |
| | Fuel gauge | C10 | ▲ | ▲ | ▲ | ▲ | ▲ | ▲ | ▲ | ▲ | ▲ | ▲ | ▲ | ▲ | ▲ | ▲ | ▲ | ▲ | ▲ | ▲ | |
| | GPS (Lowrance) colour with integrated depth sounder / Depth sounder | C11 | ● | ● | ● | ● | ● | ● | ● | ● | ● | ● | ● | ● | ● | ● | ● | ● | ● | ● | |
| | 12 Volt adaptor | C12 | 2 | 2 | 2 | 2 | 2 | 2 | 2 | 2 | 2 | 2 | 2 | 2 | 2 | 2 | 2 | 2 | 2 | 2 | |
| | Marine grade AM-FM CD Player CLARION, 200 watts with 2 speakers (MP3 player also available) | C13 | ▲ | ▲ | ▲ | ▲ | ▲ | ▲ | ▲ | ▲ | ▲ | ▲ | ▲ | ▲ | ▲ | ▲ | ▲ | ▲ | ▲ | ▲ | |
| FURNITURE | Underseat storage tray / Oval drink holder (removable) | Fu1 | ● | ● | ● | ● | ● | ● | ● | ● | ● | ● | ● | ● | ● | ● | ● | ● | ● | ● | |
| | Flip Flop Seat | Fu2 | - | - | - | - | - | - | - | - | - | - | ▲ | - | ▲ | - | - | ▲ | - | - | |
| | Removable 36" module for "U" set-up at front | Fu3 | - | - | - | - | - | ● | ● | ● | ● | ● | ● | ● | ● | ● | ● | ● | ● | ● | |
| | Deluxe ultra-comfort reclining chair with armrests, swivel & sliding | Fu4 | ▲ | ▲ | ▲ | ▲ | ▲ | ED | ED | ED | ED | ED | ED | ED | ED | ED | ED | ED | ED | ED | |
| | Captain's moulded plastic swivel chair with armrests | Fu5 | 4 | 2 | 2 | - | - | 3 | 3 | 1 | 3 | 1 | 1 | 1 | 1 | 1 | 1 | 1 | 1 | 1 | |
| | Captain's chair with bolster | Fu6 | - | - | - | - | - | ● | ● | ● | ● | ● | ● | ● | ● | ● | ● | ● | ● | ● | |
| | Ajustable sliding captain's seat | Fu7 | ▲ | ▲ | ▲ | ▲ | ▲ | ▲ | ▲ | ▲ | ▲ | ● | ● | ● | ● | ● | ● | ● | ● | ● | |
| | Deluxe folding seat (Champagne) | Fu8 | - | - | - | - | - | - | - | - | - | - | - | - | - | - | - | - | - | - | |
| | Rear sundeck (S= Dressing room) | Fu9 | ▲S | ▲S | ▲S | ▲S | ▲S | ▲S | ▲S | ▲S | ▲S | ▲S | ▲S | ▲S | ▲S | ▲S | ▲S | ▲S | ▲S | ▲S | |
| | Replace standard white vinyl on furniture with beige | Fu10 | - | - | - | - | - | - | - | - | - | ● | ● | ● | ● | ● | ● | ● | ● | ● | |
| | Table with drink holder | Fu11 | 2 | 1 | 2 | 1 | 1 | 1 | 2 | 1 | 1 | 1 | 1 | 1 | 1 | 1 | 1 | 1 | 1 | 1 | |
| TOPS | Day cabin | T1 | ● | ● | ● | ● | ● | ● | ● | ● | ● | ● | ● | ● | ● | ● | ● | ● | ● | ● | |
| | Half camper top | T2 | - | - | - | - | - | - | - | - | - | - | - | - | - | - | - | - | - | - | |
| | Full camper top | T3 | ● | ● | ● | ● | ● | ● | ● | ● | ● | ● | ● | ● | ● | ● | ● | ● | ● | ● | |
| | Tinted windows / privacy kit | T4 | ● | ● | ● | ● | ● | ● | ● | ● | ● | ● | ● | ● | ● | ● | ● | ● | ● | ● | |
| | Portable umbrella (adapts to gates and seatbacks) / Mooring cover | T5 | ● | ● | ● | ● | ● | ● | ● | ● | ● | ● | ● | ● | ● | ● | ● | ● | ● | ● | |
| OTHER FEATURES | Permanent fuel tank (100 liters – 25 gal US) | OF1 | ▲ | ▲ | ▲ | ▲ | ▲ | ▲ | ▲ | ▲ | ● | ● | ● | ● | ● | ● | ● | ● | ● | ● | |
| | Permanent fuel tank (136 liters – 34 gal US) integrated in the center pontoon | OF2 | ● | ● | ● | ● | ● | ● | ● | ● | ● | ● | ● | ● | ● | ● | ● | - | - | - | |
| | Chemical toilet (including tank and pump) | OF3 | ● | ● | ● | ● | ● | ● | ● | ● | ● | ● | ● | ● | ● | ● | ● | ● | ● | ● | |
| | Chemical toilet with pump out | OF4 | ● | ● | ● | ● | ● | ● | ● | ● | ● | ● | ● | ● | ● | ● | ● | ● | ● | ● | |
| | Rear anodized ladder with platform – fixed & folding | OF5 | ▲ | ▲ | ▲ | ▲ | ▲ | ED | ED | ED | ED | ED | ED | ED | ED | ED | ED | ED | ED | ED | |
| | Rear anodized ladder – fixed & folding | OF6 | - | - | - | - | - | ▲ | ▲ | ▲ | ▲ | ▲ | ▲ | ▲ | ▲ | ▲ | ▲ | ▲ | ▲ | ▲ | |
| | Front fiberglass module with navigation & halogen docking lights | OF7 | ▲ | ▲ | ▲ | ▲ | ▲ | ▲ | ▲ | ▲ | ▲ | ▲ | ▲ | ▲ | ▲ | ▲ | ▲ | ▲ | ▲ | ▲ | |
| | Halogen docking lights | OF8 | - | - | - | - | - | - | - | - | - | - | - | - | - | - | - | - | - | - | |
| | Navigation lights, stern light integrated in bimini top | OF9 | ▲ | ▲ | ▲ | ▲ | ▲ | ▲ | ▲ | ▲ | ▲ | ▲ | ▲ | ▲ | ▲ | ▲ | ▲ | ▲ | ▲ | ▲ | |
| | Mood lighting | OF10 | ▲ | ▲ | ▲ | ▲ | ▲ | ▲ | ▲ | ▲ | ▲ | ▲ | ▲ | ▲ | ▲ | ▲ | ▲ | ▲ | ▲ | ▲ | |
| | LED mood lighting integrated in floor | OF11 | ● | ● | ● | ● | ● | ● | ● | ● | ● | ● | ● | ● | ● | ● | ● | ● | ● | ● | |
| | Telescopic light | OF12 | ● | ● | ● | ● | ● | ● | ● | ● | - | - | - | - | - | - | - | - | - | - | |
| | Shore lights with remote control | OF13 | ● | ● | ● | ● | ● | ● | ● | ● | ● | ● | ● | ● | ● | ● | ● | ● | ● | ● | |
| | Search light | OF14 | ● | ● | ● | ● | ● | ● | ● | ● | ● | ● | ● | ● | ● | ● | ● | ● | ● | ● | |
| | BBQ grill – deluxe stainless steel propane with rail mounting bracket | OF15 | ● | ● | ● | ● | ● | ● | ● | ● | ● | ● | ● | ● | ● | ● | ● | ● | ● | ● | |
| | Tow bar for water sports | OF16 | ● | ● | ● | ● | ● | ● | ● | ● | ● | ● | ● | ● | ● | ● | ● | ● | ● | ● | |
| FISHING | Fishing seat with sunshade (on Fishing) (change for folding fishing seat) | Ff1 | - | - | - | - | - | - | - | - | - | - | - | ● | ● | ● | ● | ● | ● | | |
| | Electric fish well with splash-proof edges | Ff2 | ● | ● | ● | ● | ● | ● | ● | ● | ● | ● | ● | ● | ● | ● | ● | ● | ● | ● | |
| | Fish – pole storage – Sturdy aluminium fishing rod storage (w lock) | Ff3 | ● | ● | ● | ● | ● | ● | ● | ● | ● | ● | ● | ● | ● | ● | ● | ● | ● | ● | |
| | Fishing rod holder | Ff4 | ● | ● | ● | ● | ● | ● | ● | ● | ● | ● | ● | ● | ● | ● | ● | ● | ● | ● | |

Conversion table

| | |
|----------------|----------------|
| 14" = 355,6 mm | 28" = 711,2 mm |
| 20" = 508 mm | 32" = 812,8 mm |
| 22" = 558,8 mm | 20 oz = 600 g |
| 24" = 609,6 mm | 28 oz = 840 g |

● = Optional ▲ = Standard ED = Exchange N/C - = Not available

| Fishing DLX | | | Horizon | | | | Fly SE | Fly | | | |
|-------------|--------|--------|---------|--------|--------|--------|--------|-------|-------|------|--|
| 2486-D | 2486-F | 2080-F | 2080-B | 2080-D | 1880-B | 1880-D | 1880 | 1880 | 1660 | | |
| ● | ● | ● | ● | ● | ● | ● | ● | ● | ● | S1 | |
| 20 | 20 | 20 | 20 | 20 | 20 | 20 | 20 | 20 | 20 | S2 | |
| S | S | S | S | S | S | S | S | S | S | S3 | |
| 32-32 | 32-32 | 32-32 | 24-24 | 24-24 | 24-24 | 24-24 | 24-24 | 24-24 | 24-24 | S4 | |
| 0-32 | 0-32 | 0-32 | 22-32 | 22-32 | 22-32 | 22-32 | 20-32 | 20-32 | 0-32 | S5 | |
| ● | ● | - | - | - | - | - | - | - | - | S6 | |
| - | - | - | - | - | - | - | - | - | - | C1 | |
| - | - | - | - | - | - | - | - | - | - | C2 | |
| ▲ | ▲ | ▲ | - | - | - | - | ED | ED | ED | C3 | |
| - | - | - | ▲ | ▲ | ▲ | ▲ | ED | ED | ED | C4 | |
| - | - | - | - | - | - | - | ▲ | ▲ | ▲ | C5 | |
| - | - | - | - | - | - | - | - | - | - | C6 | |
| ▲ | ▲ | ▲ | ▲ | ▲ | ▲ | ▲ | ▲ | ▲ | ▲ | C7 | |
| ▲ | ▲ | ▲ | ▲ | ▲ | ▲ | ▲ | ● | ● | ● | C8 | |
| ▲ | ▲ | ▲ | ▲ | ▲ | ▲ | ▲ | ▲ | ● | ● | C9 | |
| ● | ● | ● | ● | ● | ● | ● | ● | ● | ● | C10 | |
| ● | ● | ● | ● | ● | ● | ● | ● | ● | ● | C11 | |
| 2 | 2 | 2 | 2 | 2 | 2 | 2 | - | - | - | C12 | |
| ▲ | ▲ | ▲ | ED | ED | ED | ED | ● | ● | ● | C13 | |
| ● | ● | ● | ● | ● | ● | ● | - | - | - | Fu1 | |
| - | ● | ▲ | ▲ | - | ▲ | - | - | - | - | Fu2 | |
| ED | ED | ED | ED | ED | ED | ED | - | - | - | Fu3 | |
| 1 | 1 | 1 | 1 | 1 | 1 | 1 | 1 | 1 | 1 | Fu4 | |
| ● | ● | ● | - | - | - | - | - | - | - | Fu5 | |
| ● | ● | ● | - | - | - | - | - | - | - | Fu6 | |
| 4 | 4 | 4 | - | - | - | - | - | - | - | Fu7 | |
| ▲S | ▲S | ▲S | ▲ | ▲ | ▲ | ▲ | - | - | - | Fu8 | |
| ● | ● | ● | - | - | - | - | - | - | - | Fu9 | |
| - | ● | ● | 1 | 1 | 1 | 1 | ● | ● | ● | Fu10 | |
| - | - | - | - | - | - | - | - | - | - | Fu11 | |
| - | - | - | - | - | - | - | - | - | - | T1 | |
| ● | ● | ● | ● | ● | ● | ● | ● | ● | ● | T2 | |
| ● | ● | ● | ● | ● | ● | ● | ● | ● | ● | T3 | |
| ● | ● | ● | ● | ● | ● | ● | ● | ● | ● | T4 | |
| ● | ● | ● | ● | ● | ● | ● | ● | ● | ● | T5 | |
| ▲ | ▲ | ▲ | ● | ● | ● | ● | ● | ● | ● | OF1 | |
| ● | ● | - | - | - | - | - | - | - | - | OF2 | |
| ● | ● | ● | ● | ● | ● | ● | ● | ● | ● | OF3 | |
| - | - | - | - | - | - | - | - | - | - | OF4 | |
| - | - | - | ● | ● | ● | ● | ● | ● | ● | OF5 | |
| - | - | - | ● | ● | ● | ● | ● | ● | ● | OF6 | |
| - | - | - | ● | ● | ● | ● | ● | ● | ● | OF7 | |
| - | - | - | ▲ | ▲ | ▲ | ▲ | - | - | - | OF8 | |
| ▲ | ▲ | ▲ | ▲ | ▲ | ▲ | ▲ | ▲ | ▲ | ▲ | OF9 | |
| ▲ | ▲ | ▲ | - | - | - | - | - | - | - | OF10 | |
| - | - | - | - | - | - | - | - | - | - | OF11 | |
| - | - | - | - | - | - | - | - | - | - | OF12 | |
| - | - | - | - | - | - | - | - | - | - | OF13 | |
| - | - | - | - | - | - | - | - | - | - | OF14 | |
| ● | ● | ● | ● | ● | ● | ● | ● | ● | ● | OF15 | |
| - | - | - | ● | ● | ● | ● | - | - | - | OF16 | |
| ● | ● | ● | ● | ● | ● | ● | - | - | - | FI1 | |
| ▲2 | ▲2 | ● | ● | ● | ● | ● | ● | ● | ● | FI2 | |
| ● | ● | ● | ● | ● | ● | ● | ● | ● | ● | FI3 | |
| 4 | 4 | 4 | ● | ● | ● | ● | ● | ● | ● | FI4 | |



Before going onboard, go online.

You can now customize your pontoon boat by going online! You will be able to choose the model you want, pick from one of the four available colours and select the layout that best suits your needs. Create your very own pontoon boat by choosing the options you really want from our vast selection of accessories and equipment. When finished, send us a request for a quote by e-mail or bring the results to your local dealer. You will soon be able to join the many families enjoying summer a totally new way!



Boutique

Each Item is embroidered with the SOUTHLAND logo.

We are happy to offer our collection of SOUTHLAND promotional articles. You will enjoy these quality-made articles for their practicality and originality, at a reasonable price. For information on our promotional articles, reach your local SOUTHLAND dealer or visit us at www.southlandboat.com. Click on "Boutique" on our home page, at the right, and fill-out the form. Phone: (418) 397-8077 / Fax: (418) 397-8015

- | | | | | | | |
|--|--|-----------------------|--|--|--|---|
| 1. Nylon windbreaker 12601 : 100% polyester \$33.00 | 2. Polar fleece with zipper: Men 18101 / Women 98101 100% polyester Anti Pilling Microfleece, 250gm/m2 \$77.00 | 3. Short sleeve shirt | 4. Long sleeve shirt | 5. Women's 3/4 sleeve shirt: With heart-side pocket (# 3, 4) 65% polyester / 35% cotton \$49.00 | 6. Hooded polar fleece: 100% polyester Anti Pilling Microfleece, 250 g/m2 \$58.00 | 7. Polo golf shirt with pocket 16201 : With heart-side pocket 65% polyester / 35% cotton Pique Knit, 210 g/m2 \$32.00 |
| 8. T-shirt: Jersey 100% cotton preshrunk \$15.00 | 9. Polar fleece blanket with tote 45101 : \$42.00 | 10. Cap: \$15.00 | 11. Cooler on wheels Leed's 2550-50 : Holds 24 cans \$87.00 | | | |

* The following items are also available for children, at the same prices as those mentioned above: T-shirt, Feersteen cap, nylon windbreaker (#52721) and hooded polar fleece (XS = 2 yrs)

Credit card payment (Visa and Mastercard) by phone only (phone: (418) 397-8077 / fax: (418) 397-8015). Shipping and handling fees (\$10) and taxes will be added (limit of 1 cooler or 5 clothing items by delivery). Outside Canada, shipping and handling fees will be evaluated according to country. Please note that prices in this brochure are in Canadian dollars. Please allow 4 to 6 weeks for delivery. Damaged or defective merchandise will be refunded if claimed within 7 days of delivery. Merchandise not declared as damaged or defective cannot be returned beyond the 7th day following delivery. Returns will not be accepted without an authorization number.

For more details on the quality of our products and know how, please go to our website www.southlandboat.com. You will also find the testimonies of very satisfied SOUTHLAND's customers

Your dealer:



SOUTHLAND

BY PRONAUBEC

EXCEPTIONAL PONTOONS – AN UNBEATABLE WARRANTY

WARNING

The pictures and texts in this catalogue were prepared with the information available when printed. Please contact your SOUTHLAND dealer for the latest information on warranties, sizes, capacities, prices and services offered. Some pictures may be shown with some options. Changes may be brought to this catalogue without notification. The accessories shown or described in the catalogue may not be offered as standard or even optional equipment. Measurements are approximate and may vary.

CERTIFICATION

SOUTHLAND is a registered member of the National Marine Manufacturers Association (NMMA). All models comply with regulations of the Canadian Coast Guard, the American Coast Guard and the European Community EC.

- **LIMITED LIFETIME WARRANTY** against product or workmanship defects on welds, including tube assembly, deck risers, gates and motor mount.*
- **LIMITED LIFETIME WARRANTY** against insect or rot damage to plywood flooring. Limited lifetime replacement warranty on plywood and 5-year warranty on labour.
- **LIFETIME LIMITED WARRANTY** against deck warping and delamination.
- **1-YEAR WARRANTY** on Radio/CD units. We offer this warranty because we install only the best: Clarion.
- **5-YEAR WARRANTY** against excessive discoloration of "Top Gun" type canvas tops.
- **1-YEAR WARRANTY** covering parts and components manufactured by SOUTHLAND, as well as dashboards, gauges, switches, pumps, windshields, fuel tanks and hardware.

* Except for pontoons equipped with Performance Package 3rd toon which are guaranteed for a period of 1 year.

Note: This warranty does not cover engine and thrust components.

See your nearest Dealer for more details on the best warranty available on the market.



Made in CANADA

795 Guy-Poulin Avenue, Saint-Joseph de Beauce (Quebec) CANADA G0S 2V0
Tel: 418.397.8077 Fax: 418.397.8015 www.southlandboat.com southland@southlandboat.com