



2010

SOUTHLAND
PRONAUBEC

Elegant, Refined & Audacious



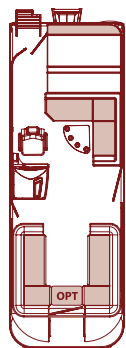
SOUTHLAND

Champagne

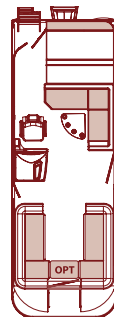


Champagne
2020

Champagne SX Edition (2686-D) CHOCO CHERRY



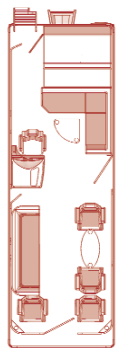
2686-D
7,9-2,59-D



2486-D
7,31-2,59-D

feet
meters

Champagne Edition (2686-D) CHOCO CHERRY



2686-C
7,9-2,59-C



2486-D
7,31-2,59-D

feet
meters

Options C & D available in 24' & 26'.

See photo montage on pages 18 & 19 showing various features and options. Some features shown may not be available on all models. You can find the complete list of standard and optional equipment on page 22.



CHAMPAGNE SX EDITION & CHAMPAGNE EDITION (3 TOONS)

CHAMPAGNE SX EDITION & CHAMPAGNE EDITION (2 TOONS)

	2686	2486	2686	2486
Measurements: length x width	26' x 8'-6" / 7,9 m x 2,59 m	24' x 8'-6" / 7,31 m x 2,59 m	26' x 8'-6" / 7,9 m x 2,59 m	24' x 8'-6" / 7,31 m x 2,59 m
Approximate weight	2 700 lb / 1 227 kg	2 500 lb / 1 136 kg	2 400 lb / 1 091 kg	2 225 lb / 1 011 kg
Tubes: (1, 2 or 3) Diameter	(2) 25", (1) 27" / 635 mm, 686 mm	(2) 25", (1) 27" / 635 mm, 686 mm	(2) 25" / 635 mm	(2) 25" / 635 mm
Maximum capacity: weight - passengers	3 615 lb / 1 643 kg - 16	3 360 lb / 1 527 kg - 16	3 210 lb / 1 459 kg - 16	2 860 lb / 1 300 kg - 15
Maximum H.P. capacity	270 H.P. / 201 kW	230 H.P. / 172 kW	150 H.P. / 112 kW	150 H.P. / 112 kW



Champagne SX / Champagne

Style that sets you apart



MAJESTY

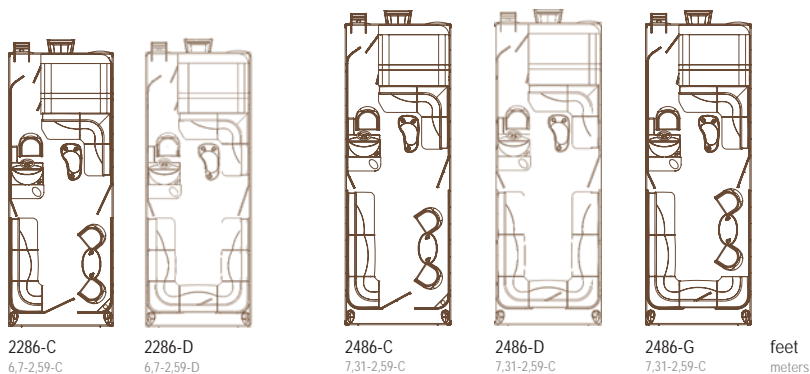


MAJESTY 2486


Majesty (2486-D) MOCHA



(Optional removable front seat)



See photo montage on pages 18 & 19 showing various features and options. Some features shown may not be available on all models. You can find the complete list of standard and optional equipment on page 22.



MAJESTY (3 TOONS)

MAJESTY (2 TOONS)

	MAJESTY (3 TOONS)		MAJESTY (2 TOONS)	
	2486	2286	2486	2286
Measurements: length x width	24' x 8'-6" / 7,31 m x 2,59 m	22' x 8'-6" / 6,7 m x 2,59 m	24' x 8'-6" / 7,31 m x 2,59 m	22' x 8'-6" / 6,7 m x 2,59 m
Approximate weight	2 550 lb / 1 159 kg	2 400 lb / 1 091 kg	2 275 lb / 1 034 kg	2 150 lb / 977 kg
Tubes: (1, 2 or 3) Diameter	(2) 25", (1) 27" / 635 mm, 686 mm	(2) 25", (1) 27" / 635 mm, 686 mm	(2) 25" / 635 mm	(2) 25" / 635 mm
Maximum capacity: weight - passengers	3 390 lb / 1 541 kg - 16	2 665 lb / 1 211 kg - 14	2 895 lb / 1 316 kg - 15	2 545 lb / 1 157 kg - 13
Maximum H.P. capacity	230 H.P. / 172 kW	175 H.P. / 130 kW	150 H.P. / 112 kW	115 H.P. / 86 kW



Majesty

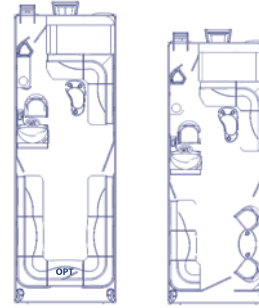
Perfection with a new definition

Mistral (2486-D) BLUE

Options B, C & D available in 24', 22' & 20'.
Option C not available in 20'.



(Optional removable front seat)



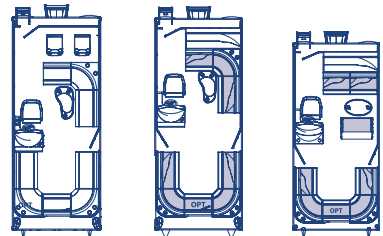
2486-D 7,31-2,59-D
2286-C 6,7-2,59-C feet meters

Diamond (2080-D) BURGUNDY

Options B, D & P available in 20' & 18'.
Option P not available in 18'.



(Optional removable front seat)



2080-P 6,7-2,59-P
2080-D 6,7-2,59-B
1880-B 6,7-2,59-B feet meters

See photo montage on pages 18 & 19 showing various features and options.
Some features shown may not be available on all models.
You can find the complete list of standard and optional equipment on page 22.



MISTRAL (3 TOONS)

MISTRAL (2 TOONS)

	2486	2286	2486	2286	2086
Measurements: length x width	24' x 8'-6" / 7,31 m x 2,59 m	22' x 8'-6" / 6,7 m x 2,59 m	24' x 8'-6" / 7,31 m x 2,59 m	22' x 8'-6" / 6,7 m x 2,59 m	20' x 8'-6" / 6,09 m x 2,59 m
Approximate weight	2 550 lb / 1 159 kg	2 350 lb / 1 068 kg	2 275 lb / 1 034 kg	2 100 lb / 955 kg	1 850 lb / 841 kg
Tubes: (1, 2 or 3) Diameter	(2) 25", (1) 27" / 635 mm, 686 mm	(2) 25", (1) 27" / 635 mm, 686 mm	(2) 25" / 635 mm	(2) 25" / 635 mm	(2) 25" / 635 mm
Maximum capacity: weight - passengers	2 974 lb / 1 352 kg – 14	2 679 lb / 1 218 kg – 12	2 460 lb / 1 118 kg – 14	2 251 lb / 1 023 kg – 11	2 356 lb / 1 071 kg – 11
Maximum H.P. capacity	230 H.P. / 149 kW	175 H.P. / 130 kW	150 H.P. / 112 kW	115 H.P. / 86 kW	95 H.P. / 71 kW



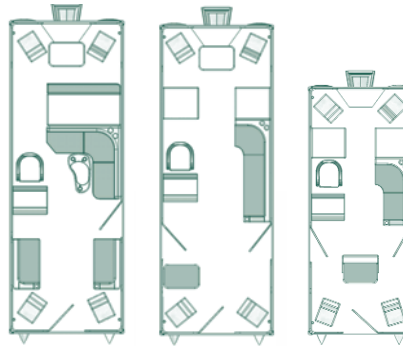
Mistral / Diamond

DIAMOND (2 TONS)

	2080	1880
Measurements: length x width	20' x 8'-0" / 6,09 m x 2,59 m	18' x 8'-0" / 5,48 m x 2,59 m
Approximate weight	1 500 lb / 682 kg	1 300 lb / 591 kg
Tubes: (1, 2 or 3) Diameter	(2) 24" / 610 mm	(2) 24" / 610 mm
Maximum capacity: weight - passengers	2 015 lb / 916 kg - 10	1786 lb / 812 kg - 8
Maximum H.P. capacity	90 H.P. / 67 kW	75 H.P. / 56 kW

Unsurpassed pontoon boat

Fishing DLX (2080-F) GREEN



2486-D DLX 7,31-2,59-D DLX
 2486-F DLX 7,31-2,59-F DLX
 2080-F DLX 6,48-2,44-F DLX feet meters

See photo montage on pages 18 & 19 showing various features and options. Some features shown may not be available on all models. You can find the complete list of standard and optional equipment on page 22.



Fishing DLX



FLY SE



2080 feet 5,48-2,4 meters

FISHING DLX (3 TOONS)

2486

FISHING DLX (2 TOONS)

2486

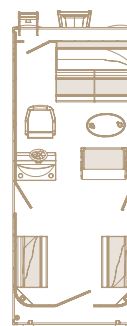
2080

Measurements: length x width	24' x 8'-6" / 7,31 m x 2,59 m	24' x 8'-6" / 7,31 m x 2,59 m	20' x 8'-0" / 6,09 m x 2,44 m
Approximate weight	2 500 lb / 1 066 kg	2 175 lb / 989 kg	1 600 lb / 727 kg
Tubes: (1, 2 or 3) Diameter	(2) 25", (1) 27" / 635 mm, 686 mm	(2) 25" / 635 mm	(2) 25" / 635 mm
Maximum capacity: weight - passengers	3 360 lb / 1 524 kg - 15	2 544 lb / 1 156 kg - 13	2 043 lb / 929 kg - 8
Maximum H.P. capacity	230 H.P. / 172 kW	125 H.P. / 93 kW	90 H.P. / 67 kW



Options B & D available in 18' & 20'.

Horizon (1880-B) MOCHA



2080-B
6,48-2,44-B



2080-D
6,48-2,44-D

feet
meters

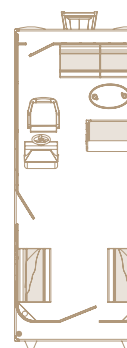


Options B, P & D available in 18' & 20'.
Option P not available in 18'.

Horizon Lite (1880-B) BURGUNDY



2080-P
6,7-2,59-P



2080-B
6,7-2,59-B



2080-D
6,7-2,59-D

feet
meters



Horizon / Horizon Lite / Fly Lite

HORIZON ET HORIZON LITE (2 TOONS)

FLY SE ET FLY (2 TOONS)

	2080	1880	2080	1880	1680	1660
Measurements: length x width	20' x 8'-0" / 6,09 m x 2,44 m	18' x 8'-0" / 5,48 m x 2,44 m	20' x 8'-0" / 6,09 m x 2,44 m	18' x 8'-0" / 5,48 m x 2,44 m	16' x 8'-0" / 4,88 m x 2,44 m	16' x 6'-0" / 4,88 m x 1,83 m
Approximate weight	1 450 lb / 659 kg	1 250 lb / 568 kg	1 300 lb / 591 kg	1 100 lb / 500 kg	1 000 lb / 455 kg	900 lb / 409 kg
Tubes: (1, 2 or 3) Diameter	(2) 24" / 610 mm	(2) 24" / 610 mm	(2) 24" / 610 mm	(2) 21" / 533 mm	(2) - 21" / 533 mm	(2) - 21" / 533 mm
Maximum capacity: weight - passengers	2 035 lb / 925 kg - 10	1 825 lb / 830 kg - 8	2 094 lb / 952 kg - 10	1 285 lb / 584 kg - 6	1 100 lb / 600 kg - 6	1 155 lb / 525 kg - 6
Maximum H.P. capacity	90 H.P. / 67 kW	75 H.P. / 56 kW	90 H.P. / 67 kW	60 H.P. / 45 kW	25 H.P. / 19 kW	25 H.P. / 19 kW

Quality Advantages

TOPS

Our tops are made of «Top Gun» canvas and carry a 5-year warranty against excessive fading. Our full camper tops cover the entire deck, including the foredeck, thus preventing water infiltration under the door.



ROTOCAST BASES

Furniture bases are made of rotocast plastic.

SEAT COVERING

By improving furniture covering to be softer and cozier, we have reached a new level of comfort.



COLOURED RAILING

On the Champagne SX, Champagne and Majesty models, the coloured railing come standard. On the Mistral, they are optional. Three colours will be available: marine, brown and blackberry.



FIBERGLASS MODULES

The addition of two fiberglass modules in the front, gives the pontoons a racing boat look. Without forgetting their remarkable capacity of storage.



ABYC WIRING

Terminals and connectors are waterproof. We meet ABYC (American Boat and Yacht Council) standards, the highest in the marine industry.

HALF CONES

Half cones c/w hand railing & stairs (optional light)



RADIOS/CD/MP3

SOUTHLAND installs only the best: marine grade CLARION, radios CD/MP3. MP3 available on deluxe models only.



THE POLYCARBONATE ON THE RAILINGS

A touch of transparency is introduced to the Majesty's and Mistral's railing. Indeed, a strip of polycarbonate (kind of plexiglass), along a line of an optional blue lighting (optional), is inserted at the level of the front back rest. This insert adds to the pontoon boat a remarkable visual insight.



FIBERGLASS HELM

You are in total command with the Champagne model's fiberglass helm. At no additional cost, enjoy ergonomics and esthetics at their best. So much control in such little space is truly fantastic!

SINK

The acrylic sink comes with a high-quality stainless steel drain and integrated stopper.

SINK COVER

Made of baked laminate.

FAUCET

Comes with an electric pump.

GLOVE COMPARTMENT

The acrylic glove compartment is surely the biggest on the market.

DOOR

Made of acrylic and designed to match the glove compartment. Its long-lasting and impeccable finish is also maintenance friendly.

COOLER

Comes standard on the Champagne and Majesty models. It has storage capacity of 2.4 cubic feet, a laminate door and a stainless steel handle.

TINTED WINDSHIELD

Secured with quick release fasteners.

SILVER GAUGES

Red lighting.

CONTROL KNOBS

Lit, easy to find and have attractive retro styling.



GATES

The gates are anodised and mounted on 1 1/4" (33 mm) tubes. The snaps, to fasten the top, are pre-installed on the gates. An adhesive strip between the gate and the fasteners reduces unpleasant noises caused by vibration. On our luxury models, some sections of the gates are lined with a foam product, thus considerably increasing rigidity. Finger savers come standard on all models.

NAVIGATION LIGHTS AND CORNERS

On upscale models, corners are made of moulded aluminium, coated with baked-on paint. The cleats are built-in.

LADDER

The rear ladder folds and is both stylish and comfortable. Made of anodised aluminium, its steps are slip-proof.

STAINLESS STEEL EYEBOLT

This U-shaped eyebolt is fastened to four Z-shaped crossmembers, under the deck.

NOSE CONES

On Champagne and Majesty models, nose cones have splash guards that improve looks and sturdiness.





SOUTHLAND

TOPS

The tops are attached to the railing thanks to quick release fasteners. Furthermore, rear stern lighting is built into the top's tubing. On the deluxe models the bimini top is 7 feet high (2.1 m), thus offering more than enough clearance for taller passengers. Very much appreciated is the depth of the rear bimini, that covers 9 feet (2.6 m) of floor space.



STORAGE

Sundeck storage on our Champagne model is fantastic. Never has a pontoon offered this much. As for our Majesty model, you are in for a surprise with the chaise lounges. You will appreciate their remarkable storage capacity.



SUNDECK

The sundeck on the Champagne is so wide. You can make it into a very comfortable extra-large bed; and that, without having to handle or add cushions. 66" by 69" (1.6 x 1.7 m).



DRESSING ROOM

The dressing room, which is 22" (552 mm) wide by 29" (711 mm) deep, offers plenty of room.



ELECTRIC MOTOR

All our pontoon boats could be equipped with an electric motor.

HALF CONE/DECK


MOTOR MOUNT

We build the sturdiest motor mount on the market. In order to support more powerful engines, its all-aluminium body is bolted to 4 (or 5) Z-shaped crossmembers. Extensive testing has convinced SOUTHLAND that extending the motor mount beyond the tubes is better. Customers have confirmed that this method ensures perfect stability.



DECK

The deck is made of 3/4" (19 mm) douglas, 7-ply, pressure treated (.40 CCA), marine grade plywood. The deck has a lifetime warranty against rotting, and, since it is screwed to the crossmembers every 8" (203 mm), SOUTHLAND extends this warranty to also cover warping.



CARPET

Marine grade carpet quality is 28 oz (840 g) on Champagne and Majesty models. On other models, it is 20 oz (600 g).

TUBES

Since we at SOUTHLAND take your safety seriously, our tubes consist of 4 to 6 separate airtight chambers, each measuring maximum 5 feet (1.524 m). Each chamber is sealed with a rigid wall. SOUTHLAND tubes are 25" (635mm) in diameter on our luxury models. The marine grade aluminium (5052-H36 or 5052-H32) is .081" (2.05 mm) thick.



Teak and mahogany

Audacious Signature SOUTHLAND

SOUTHLAND, a leader manufacturer in Canada, earned recognition for its original products at the Toronto International Boat Show. **SOUTHLAND** now offers teak and mahogany on its pontoons, a first in the industry. **SOUTHLAND** furnishings made of teak or mahogany include tables, handrails, footboards and the deck.

Signature SOUTHLAND

The designers at **SOUTHLAND** are always looking for something new to make their product stand out from the rest and further elevate Signature **SOUTHLAND**. This time, they have chosen to offer teak and mahogany on their pontoons. We are talking about authentic wood fibre, not a cheap imitation of.

For this reason, they called on the co-operation and expertise of a company which, for the last 10 years, has specialized in manufacturing and installing furniture and decks made of teak and mahogany, including for the boating industry.

TOP-OF-THE-LINE

Through the years, the pontoon industry has continuously added equipment and refined its products. Pontoons now offer a level of comfort and luxury matched only by their convenience. The time had come to design these crafts with materials that increase their value significantly. Teak and mahogany are luxurious and attractive. They are also easy to recycle. In addition to being dignified and welcoming, they age beautifully and are easy to maintain. Finally, teak and mahogany are very comfortable. Walking on a teak deck, and feeling its warmth is practically therapeutic.

LONGEVITY


Longevity is a good indicator of the quality of a product. Tables and decks made of teak or mahogany offered by **SOUTHLAND** have almost unlimited longevity. The rubber fasteners holding each slat making up the deck are heat and water resistant. Developing this fastening material required years of research to make sure temperature fluctuations and water contact would alter neither its properties nor its appearance.

SOUTHLAND is proud to have contributed this advancement in water sports and opened possibilities for even more development.





Unique, authentic and distinctif



Front glass door



Multi-function module



1. Dressing room
2. Removable dressing room



In-floor storage compartment
1. Aluminium
2. P.V.C.

Available on 3-tube pontoon only



Radio/CD/MP3 CLARION 200 watts



Removable drink holders



GPS Lowrance



12 V refrigerator with stainless steel door (1.7-cu.-ft. capacity on Champagne and Majesty)



Propane BBQ grill with rail (1 1/4") mounting bracket



Underseat storage tray



Chemical toilet with pump-out



110 V and 120 V shore power inlet 220 V




Search light



Half cones c/w hand railing & stairs (optional light)



Half cones/deck



1. Anodized fixed & folding ladder/w platform (standard on Champagne model) 2. Removable ladder



Anodized fixed & folding ladder/w platform



Depth sounder



Side keel



Tow bar for water sports



Towing tower for water sports



Flooring atmosphere lighting (Optional)

Oval baked laminate table



LED light on bimini top's tube
Minimum space required for installation is 3/4" (20 mm), 2" clearance. Halogen is 17.5" long (44.5 cm)

Courtesy light, chromium plated & blue lighting (Optional)



Dream partners

2.4-cu.-ft. cooler with laminate door (standard on Champagne & Majesty)





SOUTHLAND Full camper top

FISHING



Integrated fishing gear compartment



Ornamental pillows



Multifunction mahogany cabinet



Mahogany hand-railings on doors



Teak step and half-cone set



Top snapper



Shower with teak floor (water not warm/pumped direct from the lake)



Day cabin



Bimini top



Mooring cover



Rod storage compartment



Rod holder



Pontoon maintenance kit



Couch/removable bed



Shore light with 12 LED lights and remote control



Privacy kit (available tinted windows)



Full top without windows (Shed)



Electric-fill aerated livewell integrated in couch



Drink holde module (3 units)



Our Options and equipment

Light



Interior ambient LED floor lighting with 10 LED lights at floor level (Optional)

Deluxe ultra-comfort reclining chair with swivel & sliding armrests (standard on Champagne)



Captain's chair with bolster



A third tube definitely improves the performance of a pontoon boat. This option permits the installation of an hydraulic steering system and the tube performance kit. Let's look at these performance details more closely

Better performance

Because a pontoon equipped with the third tube floats higher, it glides above the waves instead of crossing them, eliminating friction. This also allows to increase swiftness while not requiring more horsepower than a pontoon boat equipped with 2 tubes.

Exceptional manoeuvrability

A three-tube pontoon, equipped with the hydraulic steering system, is much easier to drive when turning and docking. With the middle toon WPT(Wide Performance Tube,) the bends are exceptional. Its "V" and flattened bottom shape, 36" (91 cm) wide x 28" (71 cm) deep, allows to race at high speed even in waves.

Better stability

The optional 34-gallon fuel tank built into the central 3rd tube increases the balance and cruising range of the pontoon. This eliminates the need for the tank under the sundeck, making room for even more storage.

Smoother ride

A third tube improves pontoon stability. Since the third tube increases contact with water at the center of the craft, the wave's pitch and surge effect is practically eliminated.

Fuel economy

Not only does the third tube improve performance, but better fuel economy is also achieved since less friction equals less work for the engine. In addition, the underside of the three-tube pontoon boat is entirely covered with aluminium, thus hiding the crossmembers. This eliminates another significant source of friction, further promoting fuel economy.

More capacity

A pontoon boat equipped with three toons greatly increases the load and power capacities.



Performance

TECHNICAL INFORMATION ON THE COMMERCIAL PONTOON BOAT

The platform of the commercial pontoon boat enables the user to install almost any kind of equipment that we find on other types of boats. That it be a winch, a crane, some inspection equipment, some cleaning or repair gear, etc., the commercial pontoon boat can handle these additions.

QUALITIES OF OUR COMMERCIAL PONTOON BOATS

Southland has built a solid quality reputation for its personal use pontoon boats by choosing the best material available, in subscribing to the most severe standards of nautical construction and by offering the best after sale service.

Southland's commercial pontoon boat could not bypass these criterions of excellence. The best of nautical architects and specialists are at hand when Southland builds a commercial pontoon boat. In the case of the certified passenger commercial pontoon boat, Southland works in cooperation with the intervening party of the Marine Division of Transport Canada. Southland also respects the market's security norms of Lloyds.

That it be for the thickness of the aluminium tubes or the floor, the tubes diameter, the height of the hand rails, their anodizing or their thickness, for the quality of the electrical wiring or the benches, every item is reviewed to make sure they answer to the best norms of conformity.

SOME OF OUR COMMERCIAL PONTOON BOATS

Southland is proud to emphasize some of its realisations regarding commercial pontoon boats:

- 3 pontoon boats for tourism purpose, 45 passengers, at Cité de l'Energie, Shawinigan, Quebec, Canada
- Commercial pontoon boat for excursion, 50 passengers, in Kolkheti National Park, Georgie ,East Europe
- Handicaps adapted pontoon boat , Mackay Center , Ontario, Canada
- Commercial pontoon boat for work, inspection of viaduct pillars, Alcan company, Quebec, Canada
- Commercial pontoon boat for excursions, Marina Rock Port, Ontario, Canada

How about a tour? Why not an aluminium commercial pontoon boat.

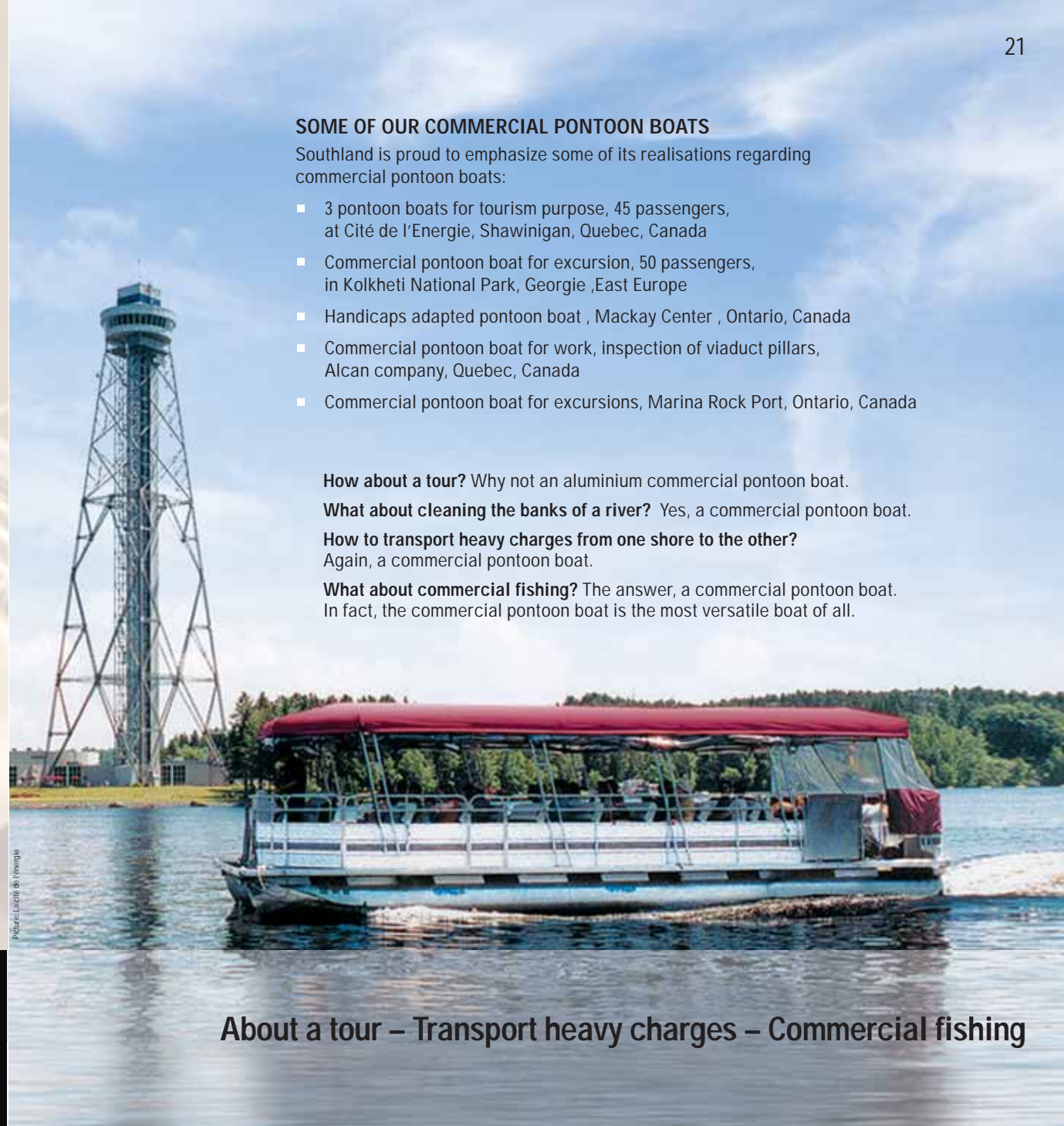
What about cleaning the banks of a river? Yes, a commercial pontoon boat.

How to transport heavy charges from one shore to the other?

Again, a commercial pontoon boat.

What about commercial fishing? The answer, a commercial pontoon boat.

In fact, the commercial pontoon boat is the most versatile boat of all.



About a tour – Transport heavy charges – Commercial fishing

You dream it, we deliver it!

Features & Options

		Champagne SX Edition		Champagne Edition		Majesty		Mistral		Diamond		Fishing DLX		Horizon		Horizon Lite		Fly SE Fly	
		2686-D 2486-D	2686-C 2686-D	2486-C 2486-D	2486-C 2486-D 2486-G	2286-B 2286-D	2286-B 2286-C 2286-D	2086-B-D 2486-B-C-D	2080-B 2080-D 2080-P	1880-B 1880-D	2486-D 2486-F	2080-F	2080-B 2080-D	1880-B 1880-D	2080-B 2080-D 2080-P	1880-B 1880-D	1880	1680	
STRUCTURE	Side keels/ half cones with deck / Marine vinyl / Raised railing	S1	●	●	●	●	●	●	●	●	●	●	●	●	●	●	●	■	S1
	Extruded fiber marine carpet (28 or 20 oz / 840 g or 600 g)	S2	28	28	28	28	28	20	20	20	20	20	20	20	20	20	20	20	S2
	Extruded aluminium bumper (A= Anodized, S=Standard)	S3	A	A	A	▲	▲	S	S	S	S	S	S	S	S	S	S	S	S
	Side doors port-starboard (width in inches)	S4	32 - 14	32 - 14	32 - 14	32 - 22	32 - 22	32 - 22	32 - 22	32 - 22	32 - 22	32 - 32	32 - 32	24 - 24	24 - 24	24 - 24	24 - 24	24 - 24	24 - 24
	Rear door –front (with in inches)	S5	22 - 30	22 - 32	22 - 32	22 - 32	22 - 32	22 - 32	22 - 32	22 - 32	22 - 32	0 - 32	0 - 32	22 - 32	22 - 32	22 - 32	22 - 32	20 - 32	S5
	3rd toon w under deck spray shield, integrated motor mount & hydraulic steering system / Performance kit	S6	●	●	●	●	●	●	●	–	–	●	●	–	–	–	–	–	–
	Third toon WPT 27" x 36" / 69 cm x 91 cm	S7	●	●	●	●	●	■	–	–	–	–	–	–	–	–	–	–	
CONSOLE	Fiberglass console, cooler, sink, electric faucet, Corian sink cover, tanks, glove compartment & waste	C1	▲	▲	▲	–	–	–	–	–	–	–	–	–	–	–	–	–	
	Majesty console, cooler, sink, electric faucet, water tanks, glove compartment and waste	C2	–	–	–	▲	▲	–	–	–	–	–	–	–	–	–	–	–	
	Luxuria console, fiberglass dash panel, glove compartment, waste and storage	C3	–	–	–	–	–	▲	▲	▲	▲	▲	–	–	–	–	–	ED	
	Horizon console, glove compartment and storage	C4	–	–	–	–	–	–	–	–	–	–	▲	▲	–	–	–	ED	
	Standard console	C5	–	–	–	–	–	–	–	–	–	–	–	–	▲	▲	▲	▲	
	12V refrigerator	C6	●	●	●	–	–	–	–	–	–	–	–	–	–	–	–	–	
	Switches	C7	▲	▲	▲	▲	▲	▲	▲	▲	▲	▲	▲	▲	▲	▲	▲	▲	
	Adjustable steering wheel	C8	▲	▲	▲	●	●	●	●	●	●	●	●	●	●	●	●	●	
	Electric horn / speedometer / tachometer / voltmeter / trim gauge	C9	▲	▲	▲	▲	▲	▲	▲	▲	▲	▲	▲	▲	▲	■	■	■	
	Fuel gauge	C10	▲	▲	▲	▲	▲	▲	▲	▲	▲	▲	▲	▲	–	–	–	–	
	GPS (Lowrance) colour with integrated depth sounder / Depth sounder	C11	●	●	●	●	●	●	●	●	●	●	●	●	●	●	●	●	
	12 Volt adaptor	C12	2	2	2	2	2	2	2	2	2	2	2	2	1	1	–	–	
	Marine grade AM-FM CD Player CLARION, 200 watts with 2 speakers (MP3 player also available)	C13	▲	▲	▲	▲	▲	▲	▲	▲	▲	▲	▲	▲	▲	●	●	●	
FURNITURE	Undersat storage tray / Oval drink holder (removable)	Fu1	●	●	●	●	●	●	●	●	●	●	●	●	●	●	●	–	
	Flip Flop Seat	Fu2	–	–	–	–	–	▲	▲	▲	–	▲	▲	▲	▲	▲	▲	–	
	Front removable module for "U" set-up at front	Fu3	●	–	–	●	●	●	●	●	–	–	–	–	–	–	–	–	
	Deluxe ultra-comfort reclining chair with armrests, swivel & sliding	Fu4	▲	▲	▲	ED	ED	ED	ED	ED	ED	ED	ED	ED	ED	ED	ED	–	
	Captain's chair with bolster	Fu6	–	–	–	●	●	●	●	●	●	●	●	●	●	●	●	–	
	Adjustable sliding captain's seat	Fu7	▲	▲	▲	●	●	●	●	●	●	●	●	●	●	●	●	●	
	Deluxe folding seat (Champagne)	Fu8	–	–	–	–	–	–	P2	–	4	4	–	–	P4	–	–		
	Rear sundeck (S= Dressing room)	Fu9	▲S	▲S	▲S	▲S	▲S	▲S	▲S	▲S	▲S	▲S	▲S	▲S	▲S	▲S	▲S	–	
	Front fiberglass modules	Fu12	▲	–	–	–	–	–	–	–	–	–	–	–	–	–	–	–	
	TOPS	Day cabin	T1	●	●	●	●	●	●	●	●	–	–	–	–	–	–	–	–
		Full camper top	T3	●	●	●	●	●	●	●	●	●	●	●	●	●	●	●	●
		Tinted windows / privacy kit	T4	●	●	●	●	●	●	●	●	●	●	●	●	●	●	●	–
Portable umbrella (adapts to gates and seatbacks) / Mooring cover		T5	●	●	●	●	●	●	●	●	●	●	●	●	●	●	●	●	
OTHER FEATURES		Permanent fuel tank (100 liters – 25 gal US)	OF1	▲	▲	▲	▲	▲	▲	▲	▲	▲	▲	●	●	●	●	●	●
	Permanent fuel tank (136 liters – 34 gal US) integrated in the center pontoon	OF2	●	●	●	■	●	●	●	●	●	●	–	–	–	–	–	–	
	Chemical toilet (including tank and pump)	OF3	●	●	●	●	●	●	●	●	●	●	●	●	●	●	●	●	
	Chemical toilet with pump out	OF4	●	●	●	●	●	●	●	●	■	●	–	–	–	–	–	–	
	Rear anodized ladder with platform – fixed & folding	OF5	▲	▲	▲	ED	ED	ED	ED	ED	ED	–	–	ED	ED	–	–	–	
	Rear anodized ladder – fixed & folding	OF6	–	–	–	▲	▲	▲	▲	▲	▲	–	–	▲	●	●	●	–	
	Front fiberglass module with navigation & halogen docking lights	OF7	▲	▲	▲	▲	▲	▲	▲	▲	–	–	–	ED	–	●	●	–	
	Halogen docking lights	OF8	–	–	–	–	–	–	–	▲	▲	▲	▲	▲	▲	▲	▲	–	
	Navigation lights, stern light integrated in bimini top	OF9	▲	▲	▲	▲	▲	▲	▲	▲	▲	▲	▲	▲	▲	▲	▲	▲	
	Mood lighting	OF10	▲	▲	▲	▲	▲	▲	▲	▲	▲	▲	▲	▲	▲	▲	▲	–	
	LED mood lighting integrated in floor	OF11	●	●	●	●	●	●	●	●	●	●	●	–	–	–	–	–	
	Shore lights with remote control	OF13	●	●	●	●	●	●	●	●	●	●	●	–	–	–	–	–	
	Search light	OF14	–	●	●	●	●	●	●	●	●	●	–	–	–	–	–	–	
	BBO grill – deluxe stainless steel propane with rail mounting bracket	OF15	●	●	●	●	●	●	●	●	●	●	●	●	●	●	●	●	
	Tow bar for water sports	OF16	●	●	●	●	●	●	●	●	●	–	–	●	●	●	●	–	
	FISHING	Electric fish well with splash-proof edges	F2	●	●	●	●	●	●	●	●	▲2	▲1	●	●	●	●	●	
Fish – pole storage – Sturdy aluminium fishing rod storage (w lock)		F3	●	●	●	●	●	●	●	●	●	●	●	●	●	●	●		
Fishing rod holder		F4	●	●	●	●	●	●	●	●	▲4	▲4	●	●	●	●	●		

Conversion table

14" = 355,6 mm	28" = 711,2 mm
20" = 508 mm	32" = 812,8 mm
22" = 558,8 mm	20 oz = 600 g
24" = 609,6 mm	28 oz = 840 g

● = Optional ▲ = Standard ED = Exchange N/C
■ = Confirm with manufacturer – = Not available



For more details on the quality of our products and know how, please go to our website www.southlandboat.com. You will also find the testimonies of very satisfied SOUTHLAND's customers.

Available colors

Champagne SX Edition / Champagne Edition		
TOPS CHAMPAGNE	GATES CHAMPAGNE	INTERIOR CHAMPAGNE
Blue	Midnight Blue	Marine
Taupe	Espresso	Burgundy
Tan	Espresso	Mocha
Brown	Blackberries	Choco Cherry

Majesty / Mistral			
TOPS MAJESTY MISTRAL	GATES MAJESTY	INTERIOR	GATES MISTRAL
Blue	Midnight Blue	Marine	Natural
Tan	Espresso	Cognac	Natural
Tan	Espresso	Mocha	Natural
Brown	Blackberries	Choco Cherry	Natural

Diamond / Fishing DLX / Horizon / Horizon Lite / Fly SE / Fly		
TOPS	GATES	INTERIOR
Blue	Natural	Blue
Burgundy	Natural	Burgundy
Mocha	Natural	Mocha
Green	Natural	Green

Actual colours may slightly differ from those shown here.

Boutique

We are happy to offer our collection of SOUTHLAND promotional articles. You will enjoy these quality-made articles for their practicality and originality, at a reasonable price. For information on our promotional articles, reach your local SOUTHLAND dealer or visit us at www.southlandboat.com. Click on "Boutique" on our home page, at the right, and fill-out the form. Phone : 418 397-8077 / Fax : 418 397-8015

Credit card payment (Visa and Mastercard) by phone only (phone : (418) 397-8077 / fax : (418) 397-8015). Shipping and handling fees (\$10) and taxes will be added (limit of 1 cooler or 5 clothing items by delivery). Outside Canada, shipping and handling fees will be evaluated according to country. Please allow 4 to 6 weeks for delivery. Damaged or defective merchandise will be refunded if claimed within 7 days of delivery. Merchandise not declared as damaged or defective cannot be returned beyond the 7th day following delivery. Returns will not be accepted without an authorization number.

Each item is embroidered with the SOUTHLAND logo.

All our pontoon boats could be equipped with these motors:



Nylon windbreaker 12601:
100 % polyester



Polar fleece with zipper 18101:
100 % polyester Anti Pill Microfleece, 250gm/m²



Short sleeve shirt
With heart-side pocket
65 % polyester / 35 % coton



Long sleeve shirt
With heart-side pocket
65 % polyester / 35 % coton



Women's 3/4 sleeve shirt:
65 % polyester / 35 % coton



Hooded polar fleece 18201:
100 % polyester Anti Pill Microfleece, 250 g/m²



Polo golf shirt 16201:
With heart-side pocket
65 % polyester / 35 % coton
Pique Knit, 210 g/m²



T-shirt:
Jersey 100 % coton
preshrunk



Polar fleece blanket with tote



Cap

* The following items are also available for children, at the same prices as those mentioned above: T-shirt, Feersteen cap, nylon windbreaker (#52721) and hooded polar fleece (XS = 2 yrs)



SOUTHLAND

PRONAUBEC

Printed in Canada – Copyright 2010 – Pronaubec inc. – Art Director: Marie-Josée Roy – All rights reserved. – GroupeDorcas.com – Photos: Imagicom

EXCEPTIONAL PONTOONS – AN UNBEATABLE WARRANTY

- **LIMITED LIFETIME WARRANTY** against product or workmanship defects on welds, including tube assembly, deck risers, gates and motor mount.*
 - **LIMITED LIFETIME WARRANTY** against insect or rot damage to plywood flooring. Limited lifetime replacement warranty on plywood and 5-year warranty on labour.
 - **LIFETIME LIMITED WARRANTY** against deck warping.
 - **1-YEAR WARRANTY** on Radio/CD units. We offer this warranty because we install only the best: Clarion.
 - **YEAR WARRANTY IN NORTH AMERICA AND THREE YEAR WARRANTY OUT OF NORTH AMERICA** against excessive discoloration of "Top Gun" type canvas tops.
 - **1-YEAR WARRANTY** covering parts and components manufactured by SOUTHLAND, as well as dashboards, gauges, switches, pumps, windshields, fuel tanks and hardware.
- * Except for pontoons equipped with Performance Package 3rd ton which are guaranteed for a period of 1 year.

Note: This warranty does not cover engine and thrust components.
See your nearest Dealer for more details on the best warranty available on the market.

WARNING

The pictures and texts in this catalogue were prepared with the information available when printed. Please contact your SOUTHLAND dealer for the latest information on warranties, sizes, capacities, prices and services offered. Some pictures may be shown with some options. Changes may be brought to this catalogue without notification. The accessories shown or described in the catalogue may not be offered as standard or even optional equipment. Measurements are approximate and may vary.

CERTIFICATION

SOUTHLAND is a registered member of the National Marine Manufacturers Association (NMMA). All models comply with regulations of the Canadian Coast Guard, the American Coast Guard and the European Community EC.